


EWS-102 CONTROL UNIT SPECIFICATION

Our EWS system provides a simple yet powerful range of load weighing control instrumentation.



Specifications

Elevator Capacity	Maximum 9000kg net-load
Input	Up to 6 weight sensors (350 Ohm) or Proximity Sensor (see versions)
Alarm-Set Points	3 independent relays, configurable via system menu
Relay Contacts	1A at 240VAC/30VDC
Internal Buzzer	Configured to relay 1 output
Temperature Range	-10C to 50C
Dimensions	90mm x 70mm x 31mm

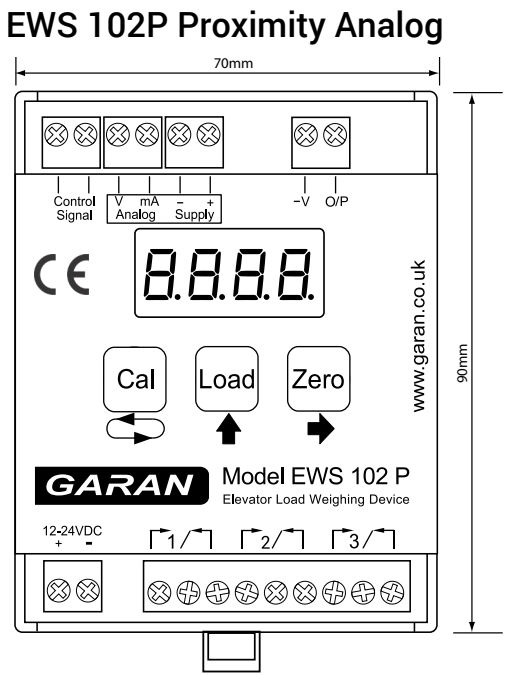
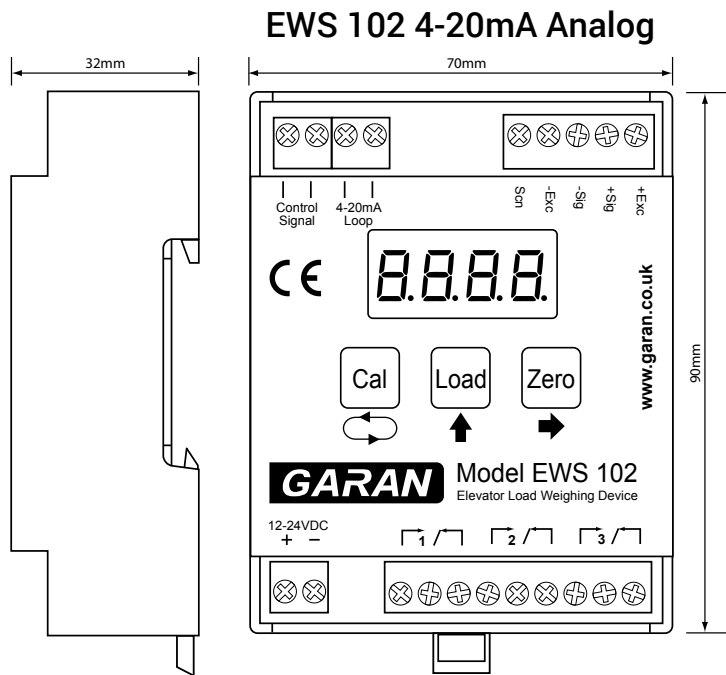
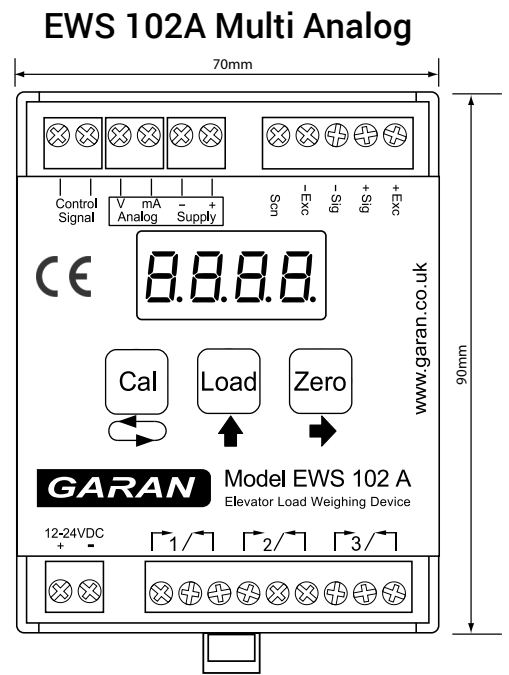
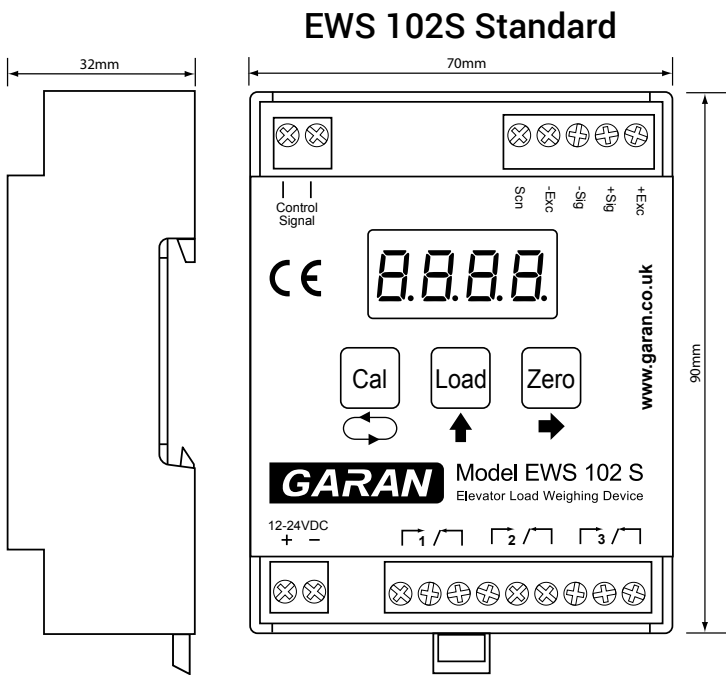
Product Description

The EWS 102 Control Unit works with a range of sensors and can be easily configured using our straightforward, step by step set up procedure. Calibration is simple and can be achieved using a known weight or full load weight.

Features

- Three independently programmable relays, selectable for either N/O or N/C contacts.
- Programmable using interactive menus via the front panel.
- Correction software for system errors caused by friction/compensation chain.
- Optional analog output - current (4-20mA, 0-20mA) or Combined Current 4-20mA, 0-20mA) & voltage (0-5V, 0-10V, +/-5V or +/-10V) designed for use with pre torque anti rollback drive systems.
- Intelligent software which enables the system to auto zero calibrate when the system is inactive.
- Internal buzzer.
- Non-volatile memory
- 7 segment, 4 digit display for calibration and weight display.
- Power supply 12-24Vdc.
- CE Approved.

VERSIONS



Unit W4/5 Capital Point
Capital Business Park
Wentloog Avenue
CARDIFF CF3 2PW

(t) +44 (0) 29 2062 5964
(f) +44 (0) 29 2062 5958
(e) info@garan.co.uk
(w) www.garan.co.uk